












TROTT PIPE SUMMARY 10 YEAR PIPE CAPACITY

FIGURE NO. 21
OCTOBER, 2015

Legend

-  Pond
-  Streets2012
- PIPE_FULL**
-  Pipe
-  Pipe Flowing Full
-  Junc
-  Outfall
-  Subbasin
-  NWI
-  City Limits



0 1,500 3,000 6,000 Feet

